




Wraparound with Intensive Services (WISe) at the Y Social Impact Center (YSIC)

CSEC Lunch and Learn
Monday, June 5th 12-1



Agenda

- 
- YGS and YSIC
 - What is WISe?
 - WISe at the Y
 - Who makes a good candidate?

honesty
caring

YMCA of Greater Seattle

respect
responsibility

6/5/23

Mission:

Building a community where all people, especially the young, are encouraged to develop their fullest potential in spirit, mind and body.

Everyone is welcome:

The Y is a membership organization open to all people. We welcome women, men, girls and boys of all ages, race, ethnicities, religions, abilities, sexual orientations, genders, and financial circumstances. Our programs and branches embrace diversity, reflecting the people and needs of our communities.

Equity statement:

The Y actively promotes a culture free from bias and injustice. We are dedicated to removing institutional and systemic barriers that result in oppression and racism. We will be accountable to marginalized communities for creating equitable and sustainable environments where social justice is woven into every facet of our programs, and by caring for our communities in a culturally versatile and respectful manner.

The Y Social Impact Center



- Colloquially known as the “Social Services Branch” of the Y of Greater Seattle
- Physical building is in Mt. Baker neighborhood of Seattle - the Treehouse Building - but services are delivered throughout King County, into north Pierce County, and into South Snohomish County



YSIC programs at-a-glance

Housing and Homelessness

- Eviction prevention
- Short-term and long-term housing resources
- Employment and training
- CSEC Case Management
- more

Behavioral Health

- Outpatient mental health
- Psychiatry
- Substance use disorder treatment
- CCORS, CORS-YA
- Violence Prevention
- More

Foster Care Services

- Foster Care Transitions
- Non-foster home housing resources for youth in foster care
- Foster Home Licensing
- Placement services (traditional foster care and BRS)
- ConnectUp participation
- **WISe**
- more

What is WISe?

Wraparound with Intensive Services, (WISe) is an approach to helping children, youth, and their families with intensive mental health care. Services are available in home and community settings and offer a system of care based on the individualized need of the child or youth. WISe is a voluntary service that takes a team approach to support the youth and family in meeting their goals.

WISe was implemented in Washington State in 2014 as a result of a settlement agreement involving 10 youth who were denied treatment and repeatedly institutionalized.



1. Intensive care coordination.

2. Intensive services provided in the home and community.

3. 24/7 crisis support.

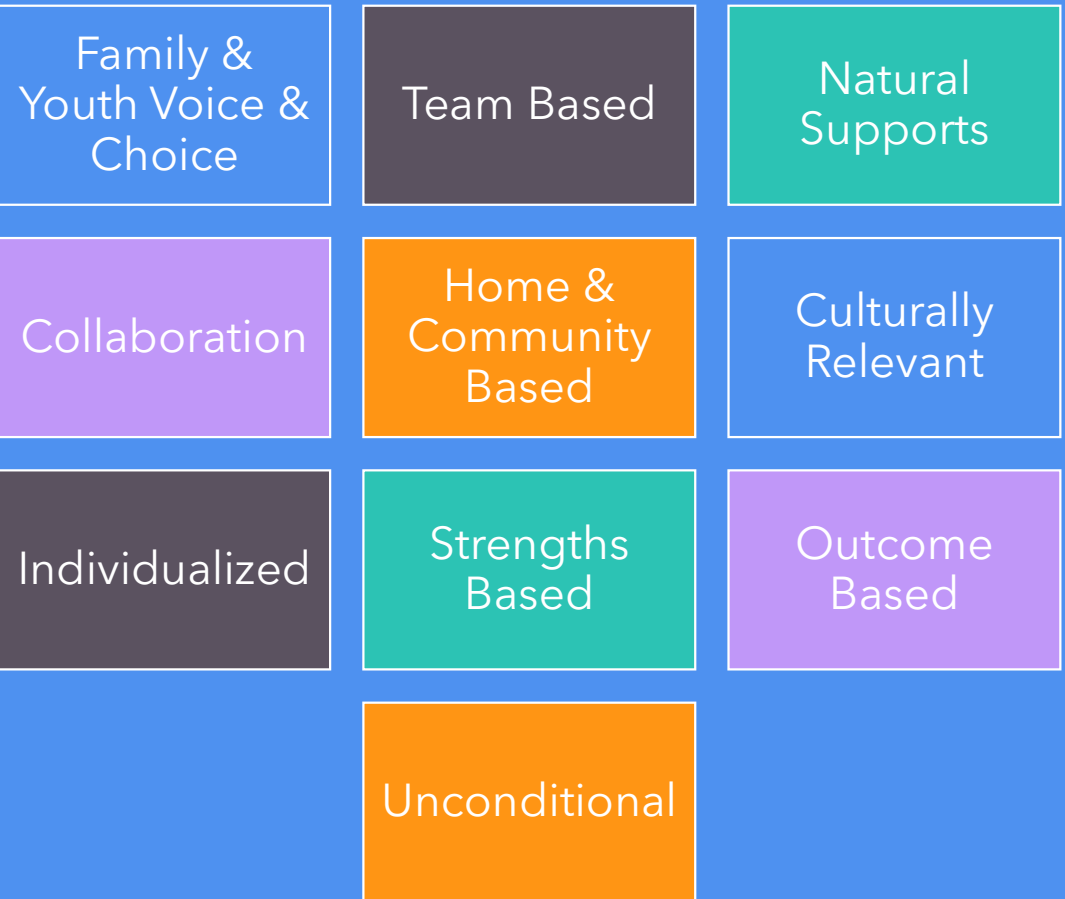
WISe Components

Care
Coordinator

Peer(s)

Therapist

WISe Principles





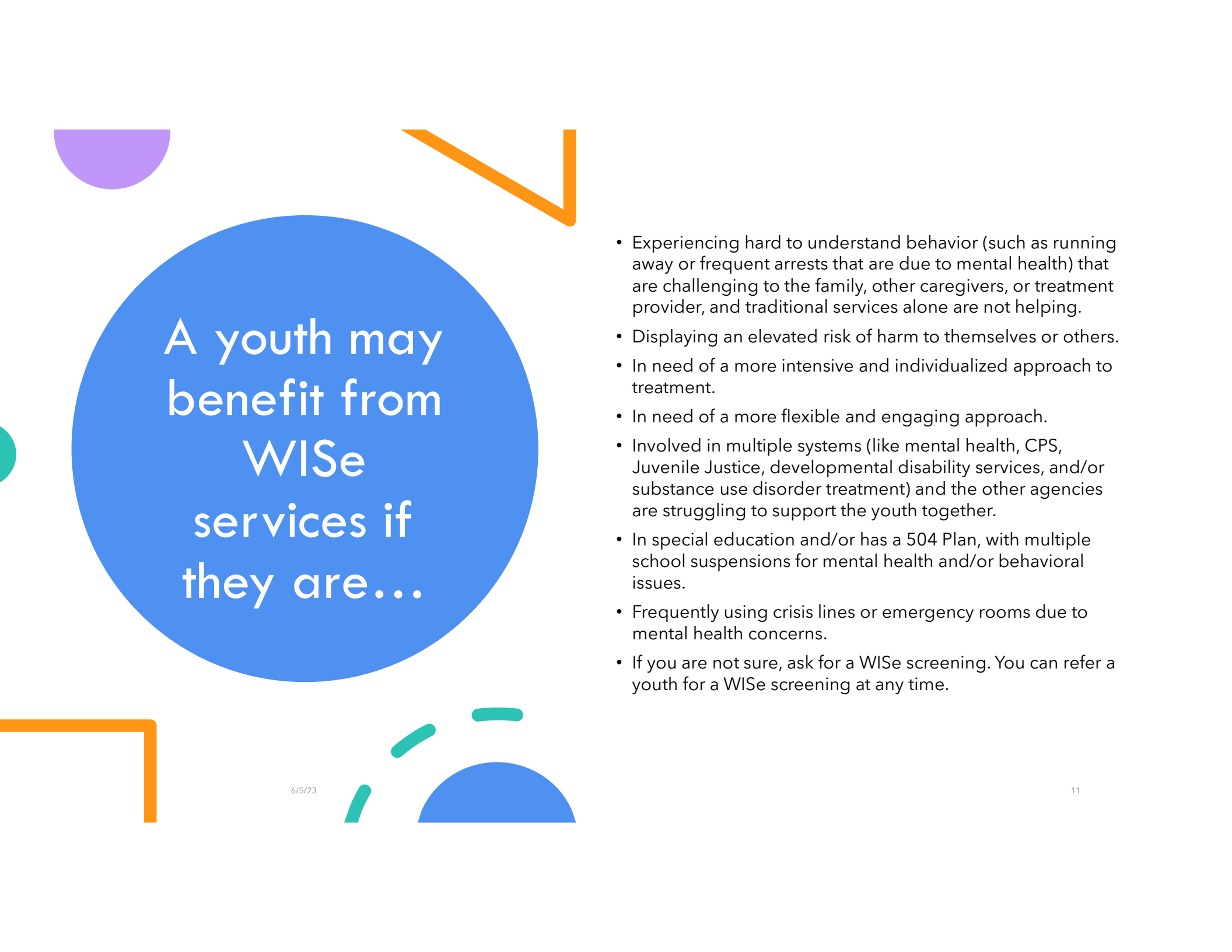
The History of WISe at the Y

- BRS foster care provider for over 30 years
- Became WISe provider 2019 in part to support ongoing stabilization services for youth exiting foster homes - sole contract with CCW at first
- Picked up CSEC cases - expanded focus to non-DCYF-involved families and contracted with Molina Health 2023

Who qualifies for WISe?

- Youth birth-20 years of age with complex behavioral health needs.
- Medicaid eligible (Coordinated Care or Molina for YSIC).
- Youth who could benefit from a higher level of care or is at risk for out of home placement.





A youth may
benefit from
WISe
services if
they are...

- Experiencing hard to understand behavior (such as running away or frequent arrests that are due to mental health) that are challenging to the family, other caregivers, or treatment provider, and traditional services alone are not helping.
- Displaying an elevated risk of harm to themselves or others.
- In need of a more intensive and individualized approach to treatment.
- In need of a more flexible and engaging approach.
- Involved in multiple systems (like mental health, CPS, Juvenile Justice, developmental disability services, and/or substance use disorder treatment) and the other agencies are struggling to support the youth together.
- In special education and/or has a 504 Plan, with multiple school suspensions for mental health and/or behavioral issues.
- Frequently using crisis lines or emergency rooms due to mental health concerns.
- If you are not sure, ask for a WISe screening. You can refer a youth for a WISe screening at any time.



1. Intensive care coordination.
2. Intensive services provided in the home and community.
3. 24/7 crisis support.

As a client at the Y, also:

- Y membership
- Collaboration with other relevant Y programs
- Relative expertise in supporting young people in foster care - strong relationships with systems
- MOU to participate in ConnectUp and the Bridge Collaborative



YMCA staff trainings, support, and development

All YSIC staff

- Fundamental Trainings:
 - Crisis Intervention and De-Escalation
 - Youth Mental Health First Aid
 - Trauma Stewardship
 - Case Management
 - Motivational Interviewing
 - Harm Reduction
- Lived Experience Project
 - UW study
 - Culminating in symposium December 2023
- Wellspring EAP
- Wellness Days

WISe Providers specifically

- WISe trainings
 - 4+ full days on the core components and principles of WISe
 - Crisis and safety planning
 - CANS assessment and utilization
 - Ongoing coaching
 - For peers: weeklong Certified Peer Counselor training
 - For therapists: clinical supervision and CEUs covered

How to refer a youth for WISE services:

- Talk to the youth about WISE services and make sure WISE is the youth's choice.
- Fill out the WISE referral form and send it to: Cherice Stockert (cstockert@seattleyymca.org)
- Make sure there is updated contact information for the youth and family.
- The youth/family will be contacted to discuss WISE services and complete a CANS assessment.





Thank
you!

Presenter:

Katie Mraz, LICSW, Clinical Director
of Intensive Services
kmraz@seattlemca.org

Program Director:

Cherice Stockert, WISe Program
Director
cstockert@seattlemca.org

6/5/23

15